

# TRAQC Educational Foundation

PO Box 721

Tracy, CA, 95378

email: [tef@starband.net](mailto:tef@starband.net), [www.traqc-foundation.org](http://www.traqc-foundation.org)

CT – 119082, TIN – 68-0470312

---

November 2, 2009

**TO: Principal and 4<sup>th</sup> and 5<sup>th</sup> Grade Team Leaders**

**FROM: TRAQC Educational Foundation**

**RE: *TRACY POPPY PROJECT***  
***REQUEST POPPY SEEDS BY NOVEMBER 20, 2009***

---

The TRAQC Educational Foundation is now taking requests for California Poppy seeds from 4<sup>th</sup> and 5<sup>th</sup> grade teachers in Jefferson School District and Tracy Unified School District. The seeds are provided as part of the **Tracy Poppy Project** which is designed to reintroduce students to our state flower, recognize Earth Day in April of each year, and promote growing California Poppies in Tracy in the spring.

Requests may be submitted by email to [tef@starband.net](mailto:tef@starband.net) and must be received by the **November 20, 2009 deadline**. Orders will be filled in the order received for as long as supplies last.

Attached is a flier describing the **Tracy Poppy Project**, now in its 3<sup>rd</sup> year, and how teachers can request the package of California Poppy seeds for their class. If you can distribute this flier to your 4<sup>th</sup> and 5<sup>th</sup> grade teachers so that they are aware of the program, we would very much appreciate it. A copy of this notice was also sent by email.

The TRAQC Educational Foundation (TEF) is a local 501( c) (3) non-profit public charitable foundation formed in 2000 to provide direct benefit to public educational programs and services in Tracy. The focus of TEF's program support is Tracy's History and Natural Environment. TEF often partners with the West Side Pioneer Association on local history programs and is the only local organization conducting environmental education.


In addition to the **Tracy Poppy Project**, TEF has also supported the following programs for the 2009-2010 school year:

1. *Tracy Nature Activity Fun Book* distributed 4th grade classes
2. Registration Fee Classroom Grants for the Tracy Historical Museum school program and Historic Lammersville Pioneer School program
3. *Tracy History Coloring Book* provided to classes funded under the Registration Fee Classroom Grants program.
4. Classroom/Student Art Shows involving Tracy's History and Natural Environment

For more information about the TRAQC Educational Foundation and the **Tracy Poppy Project**, please go to [www.traqc-foundation.org](http://www.traqc-foundation.org) or email [tef@starband.net](mailto:tef@starband.net).

Thank you and we look forward to seeing Tracy bloom with California Poppies in the spring.

# Tracy Poppy Project



Have you ever driven on a springtime day when the grass is green and the sky is blue and seen hillsides blanketed with California Poppies?

***Help us make Tracy beautiful by planting California Poppy seeds at your school, in your yard, or throwing the seeds along a country road on the outskirts of the city. Each year if we plant more and more Poppy seeds, soon there will be beautiful California Poppies all around Tracy each spring. And because Earth Day is also in April we have a double celebration of our natural heritage.***

The California Poppy is the State Flower. Its scientific name is *Eschscholzia californica*. The California Poppy is a native plant to our state. A native plant means it was grown in California before European settlers arrived and evolved to survive in the State's relatively arid (dry), mild (not cold) climate. In fact, the California Poppy, also called the Golden Poppy, was first recorded in 1815 when

a Russian sailing expedition spotted the golden blankets of flowers along the northern California coast. The California Poppy is named after a member of this expedition, Dr. Johann Friedrich Eschscholtz.

The California Poppy's bright orange color is a classic symbol for our Golden State when it covers a field or hillside. The California Poppy can be a perennial plant or an annual plant. A perennial plant is one that will grow and flower each year without having to replant or reseed. In the mild climate around Tracy the California Poppy can be a perennial plant. An annual plant will only grow for one season, and then has to be replanted. In colder climates the poppy is an annual plant.

As a wildflower, the California Poppy gets water only from the winter and spring rains. When the rains stop in April or May, the Poppy plant will dry up. But its roots remain. Then when the rains arrive again the next year, the poppy plant grow and bloom. The Poppy also 'self-sows' which means that it can produce seeds that land nearby and will germinate and bloom the next year with the annual rains.

As our state flower, it is illegal to pick or destroy California Poppies that grow on public property or roadsides. With permission, you can pick poppies planted on private property or in your own yard. But because they do not last long as cut flowers, it is best to enjoy them in yards and fields.

**With your help, we can celebrate our state flower and Earth Day and make Tracy bloom with California Poppies each spring.**

**TRAQC Educational Foundation  
PO Box 721, Tracy, CA 95378  
CT – 119082, EIN – 68-0470312  
[www.traqc-foundation.org](http://www.traqc-foundation.org), [tef@starband.net](mailto:tef@starband.net)**

## **How to receive your free California Poppy seeds:**

As part of the Tracy Poppy Project, 4<sup>th</sup> and 5<sup>th</sup> grade teachers in JSD and TUSD can receive a free packet of California Poppy seeds to distribute to students in their class. Poppy Seed requests for winter 2009 must be received by **November 20, 2009**. Seed packets will be distributed on a first come first serve basis while supplies last. As agreed to by the teacher or parent, students can plant the seeds at school or at home.

To request a free packet of California Poppy seeds for your class and project materials, email the TRAQC Educational Foundation at [tef@starband.net](mailto:tef@starband.net) by November 20, 2009. We will try to distribute seed packets by early December so that the seeds could be planted before winter break.

### **California Poppy Seed Program Requirements**

**Who is eligible?** - 4<sup>th</sup> and 5<sup>th</sup> grades teachers/classes in JSD and TUSD

**What do you get?** - Free packet of poppy seeds for class to plant with planting instructions and worksheet

**When must you apply?** - Requests must be received by **November 20, 2009**

**How do you apply?** - Email [tef@starband.net](mailto:tef@starband.net) with teacher name, school, principal, grade, # students

**For questions?** – email [tef@starband.net](mailto:tef@starband.net) for questions

*The Tracy Poppy Project is one part of the TRAQC Educational Foundation's Tracy Nature Program which is designed to promote greater understanding among our youth of our natural environment and to expand efforts to preserve and protect our natural heritage. The Tracy Poppy Project is modeled after the California Poppy Project©. Please go to [www.traqc-foundation.org](http://www.traqc-foundation.org) for more information about the Foundation.*

**TRAQC Educational Foundation  
PO Box 721, Tracy, CA 95378  
CT – 119082, EIN – 68-0470312  
[www.traqc-foundation.org](http://www.traqc-foundation.org), [tef@starband.net](mailto:tef@starband.net)**

# TRAQC Educational Foundation

PO Box 721

Tracy, CA, 95378

email: [tef@starband.net](mailto:tef@starband.net), [www.traqc-foundation.org](http://www.traqc-foundation.org)

CT – 119082, EIN – 68-0470312

---

November 2009

Dear Tracy Teacher:


Enclosed are the **California Poppy Seeds** you requested for your class. Also included is a copy of the teacher resource information that you can copy. The resource information is also available on line at [www.traqc-foundation.org](http://www.traqc-foundation.org).

We hope your class will enjoy the project and look forward to seeing poppies spring up around Tracy in a few months. Please email pictures of your work for our archives. We would love to see the process and results.

If you have any questions please email us at [tef@starband.net](mailto:tef@starband.net) or call 914-0792.


Happy Holidays!

Celeste Garamendi and Gloria Saltzman  
On behalf of the TEF Board



*The **Tracy Poppy Project** is one part of the TRAQC Educational Foundation's Tracy Nature Program which is designed to promote greater understanding among our youth of our natural environment and to expand efforts to preserve and protect our natural heritage. The **Tracy Poppy Project** is modeled after the California Poppy Project©. Please go to [www.traqc-foundation.org](http://www.traqc-foundation.org) for more information about the local history and environmental education programs sponsored by the TRAQC Educational Foundation and how you can get involved.*

# Tracy Poppy Project



Have you ever driven on a springtime day when the grass is green and the sky is blue and seen hillsides blanketed with California Poppies?

***Help us make Tracy beautiful by planting California Poppy seeds at your school, in your yard, or throwing the seeds along a country road on the outskirts of the city. Each year if we plant more and more Poppy seeds, soon there will be beautiful California Poppies all around Tracy each spring. And because Earth Day is also in April we have a double celebration of our natural heritage.***

The California Poppy is the State Flower. Its scientific name is *Eschscholzia californica*. The California Poppy is a native plant to our state. A native plant means it was grown in California before European settlers arrived and evolved to survive in the State's relatively arid (dry), mild (not cold) climate. In fact, the California Poppy, also called the Golden Poppy, was first recorded in 1815 when

a Russian sailing expedition spotted the golden blankets of flowers along the northern California coast. The California Poppy is named after a member of this expedition, Dr. Johann Friedrich Eschscholtz.

The California Poppy's bright orange color is a classic symbol for our Golden State when it covers a field or hillside. The California Poppy can be a perennial plant or an annual plant. A perennial plant is one that will grow and flower each year without having to replant or reseed. In the mild climate around Tracy the California Poppy can be a perennial plant. An annual plant will only grow for one season, and then has to be replanted. In colder climates the poppy is an annual plant.

As a wildflower, the California Poppy gets water only from the winter and spring rains. When the rains stop in April or May, the Poppy plant will dry up. But its roots remain. Then when the rains arrive again the next year, the poppy plant grow and bloom. The Poppy also 'self-sows' which means that it can produce seeds that land nearby and will germinate and bloom the next year with the annual rains.

As our state flower, it is illegal to pick or destroy California Poppies that grow on public property or roadsides. With permission, you can pick poppies planted on private property or in your own yard. But because they do not last long as cut flowers, it is best to enjoy them in yards and fields.

**With your help, we can celebrate our state flower and Earth Day and make Tracy bloom with California Poppies each spring.**

**TRAQC Educational Foundation  
PO Box 721, Tracy, CA 95378  
CT – 119082, EIN – 68-0470312  
[www.traqc-foundation.org](http://www.traqc-foundation.org), [tef@starband.net](mailto:tef@starband.net)**

## **Tracy Poppy Project** **Planting Instructions**

Winter is a good time to “plant” the poppy seeds so that the flower will bloom in the spring. The California Poppy will grow as a wildflower in the spring. It can also be planted in gardens and if watered and trimmed regularly it will bloom from spring into the fall. Or you can cut it back to the ground or pull it out when it dries up in summer.

If planted in the winter, the winter rains will germinate the seeds and help the flowers grow. If there isn't much rain, the seeds will need to be watered.

You can plant your California Poppy seeds in an inside or outside container or outside in a garden or flower bed.

### **To plant in a container or a garden:**

1. Plant your seeds in a mostly sunny place if outside. If you plant your seeds in a container that is inside, be certain that it will get sunlight each day.
2. Prepare soil by removing weeds, leaves, other debris and cultivating (spading/turning/raking/watering) to loosen the soil and so that it is dampened.
3. Plant the seeds in the prepared soil where you want your flower bed. You can give each student a few seeds (about a ¼ teaspoon for each student) to place together in little mounds spread out over the prepared soil area or for individual containers. In a garden or container setting, a few seeds planted together will produce a pretty mound of flowers in the spring.
4. Press the seeds into the soil about 1/8 - ¼ inch (.25-.5 cm) to cover slightly with soil.
5. Keep soil slightly moist until seedlings germinate and are established. Then water regularly every few days. It will take about 2-3 weeks for the plant to start to emerge from the soil.

### **To plant as a wildflower:**

1. Like in nature, just scatter the seeds in a field or along a country road during winter after the rains have started. Hopefully, the seeds will germinate and grow in the spring with the annual rainy season. But just like in nature, it depends on the rains and where the seeds land.

**Remember**, you need permission to go onto someone else's property and never leave any garbage or debris by the road.

**TRAQC Educational Foundation**  
**PO Box 721, Tracy, CA 95378**  
**CT – 119082, EIN – 68-0470312**  
**[www.traqc-foundation.org](http://www.traqc-foundation.org), [tef@starband.net](mailto:tef@starband.net)**

**Tracy Poppy Project**  
**Student Worksheet**

1. What is the State Flower of California? \_\_\_\_\_
2. The California Poppy is a Native Wildflower.      True\_\_\_\_ False\_\_\_\_
3. What does “Native” plant or animal mean? Circle correct answer.
  - a. Brought to a certain area from somewhere else
  - b. Originally evolved or develop in a certain area
4. Draw a line to match each word with the correct definition:
  - Perennial                                - Not extreme, like a mild climate does not get extremely cold
  - Annual                                    -When a seed begins to grow
  - Arid                                        -A plant that can grow again and again each year
  - Mild                                        -A plant that only has one growing season
  - Germinate                               -Dry like a climate that does not get very much rain.
5. The California Poppy can be both an ‘annual’ plant and a ‘perennial’ plant depending upon the climate.    True\_\_\_\_ False \_\_\_\_\_
6. Color the California Poppies below:



**TRAQC Educational Foundation**  
**PO Box 721, Tracy, CA 95378**  
**CT – 119082, EIN – 68-0470312**  
**[www.traqc-foundation.org](http://www.traqc-foundation.org), [tcf@starband.net](mailto:tcf@starband.net)**